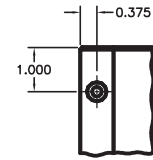

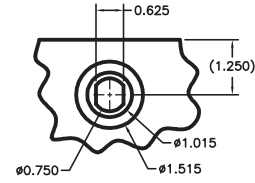


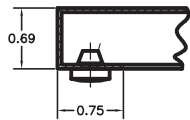
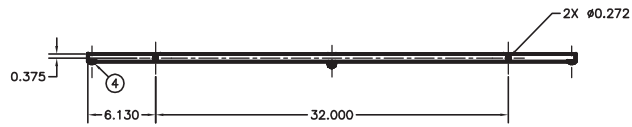
A-A
TYP 2 PLACES
SCALE 2:1




VIEW B
TYP 2 PLACES
SCALE 1:1



DETAIL C
ITEM 2 (LATCH)
REMOVED FOR CLARITY
SCALE 1:1



D-D
TYP 2 PLACES
SCALE 2:1



- UNLESS OTHERWISE SPECIFIED/SAUF INDICATION CONTRAIRE:
- DIMENSIONS ARE IN/DIMENSIONS SONT EN INCHES
 - TOLÉRANCES
 FRACTIONS XXX ± _____
 DECIMALS XXX ± 0.010
 DÉCIMALES XX ± 0.03
 ANGLES X ± _____
 Z ± _____
 - SURFACE FINISH
 FINIS DE SURFACES

Netversity
SOLUTIONS

TITLE/TITRE
**PANEL, SIDE, SOLID
 48 X 84 CABINET**

DRAWING NO DU DESSIN
NVC-SP84-48S

SHEET
 FEUILLE 1 OF
 DE 1